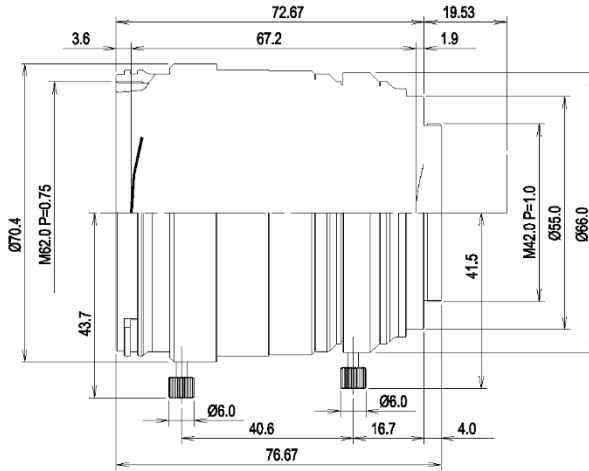


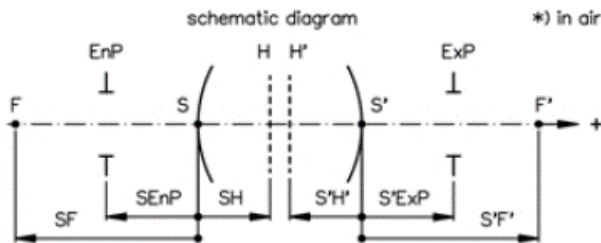
SMV-35M28M (35mm F1.2)

► Lens Dimension



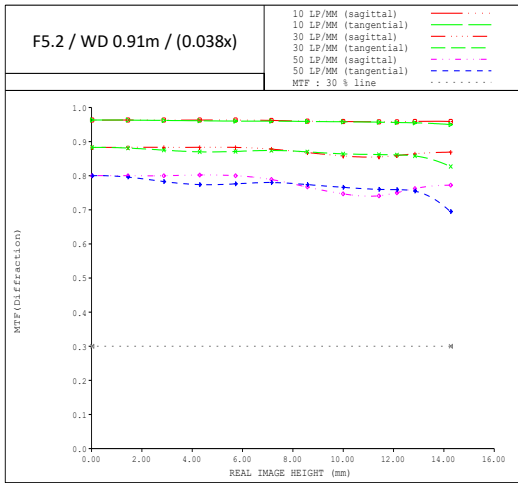
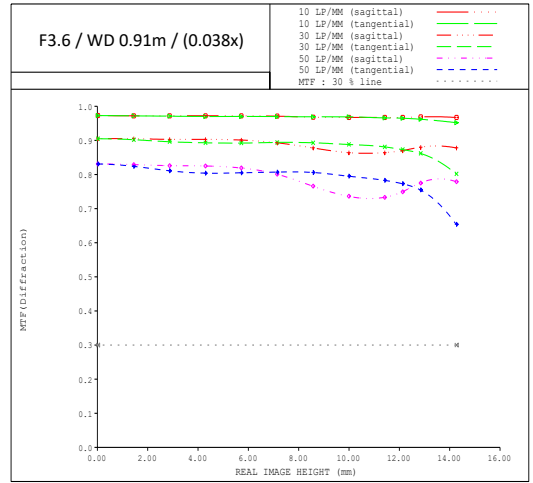
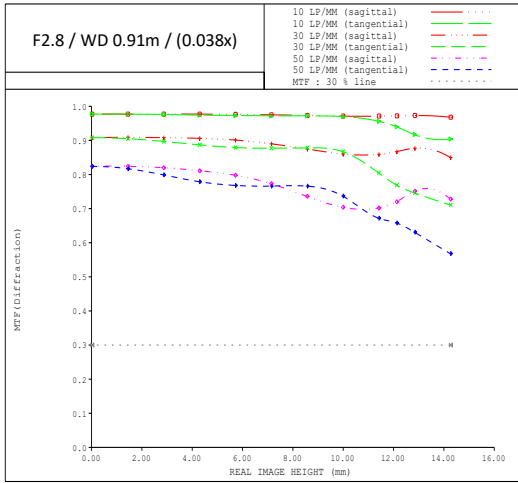
► Technical Specification

Focal Length (mm)	35	Aperture	F1.2 ~ F16
Working Distance (Min. ~ Max / mm)	285 ~ ∞	Flange back (mm)	19.53/12/6.56 (M42), TFL(M35)
Image Circle (mm)	28.5	Magnification	W.D (mm)
Magnification Max.	0.12x		1000
Filter Size (Φ)	62		500
Diameter Max (Φ)	70.4		285

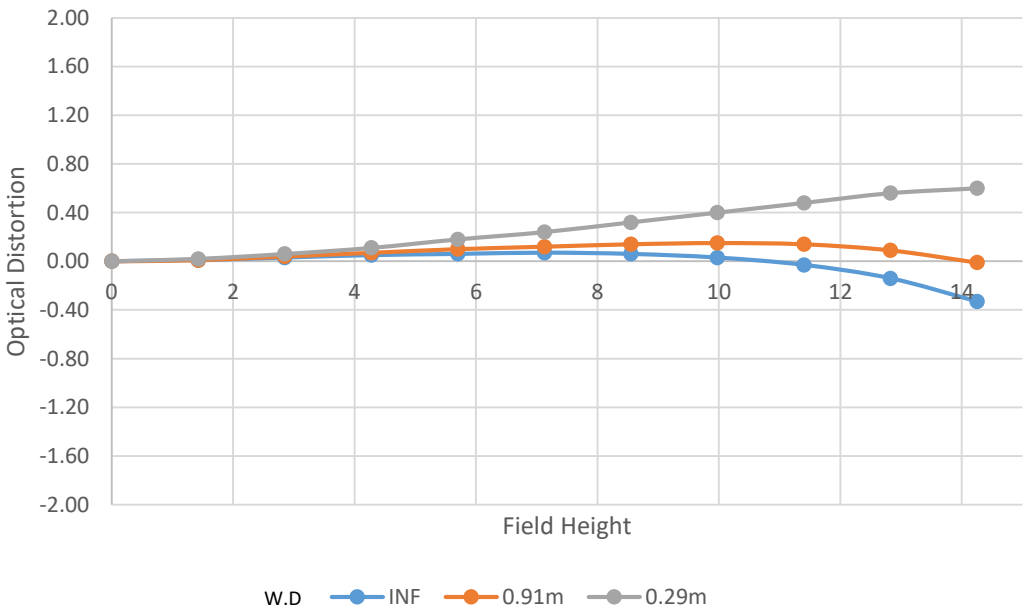


SF (mm)	-3.4	F-stop	\varnothing EnP	\varnothing ExP
S'F' (mm)	18.3	5.6	6.2	6.1
HH' (mm)	-47.7	8	4.3	4.3
SH (mm)	31.3	11	3.2	3.1
S'H' (mm)	-16.4	16	2.2	2.1
SEnP (mm)	31.3	22	1.6	1.6
S'ExP (mm)	-15.8			

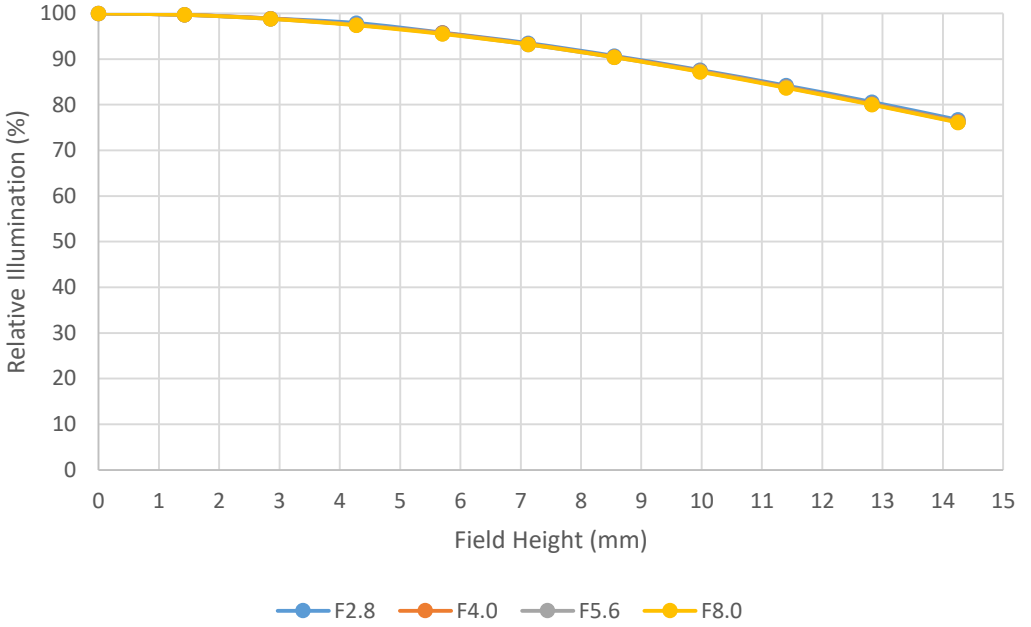
▶ MTF Charts



▶ Distortion



► Relative Illumination



► Transmittance

